

mediven® 550 leg

Strong. Very high wall stability. Reliable hold.

medi tip¹:

Because of the material, the fit and the product features, we recommend mediven 550 leg for:

- Very soft to hardened connective tissue
- Strong deepened skin wrinkles / calibre jumps
- Associated weight disorders
- Pronounced lymphoedema

Indications²

- Lipoedema, stages 1, 2, 3
- Primary and secondary lymphoedema, stages 1, 2, 3
- Scar treatment
- Post-operative and posttraumatic oedema
- Mixed forms such as phlebo-lymphoedema, lipo-lymphoedema

Product features

- Very high wall stability
- High working pressure
- Firm, strong fabric

Special features

- UV protection factor 40
- Wide range of accessories such as soft toe, gluteal shaper, hallux or varus ease zone, flexure functional zones
- Numerous variants such as leg sections for double and multipart garments
- Fashionable variety: 6 standard colours, 5 trend colours, 3 unique Design-Elements and 4 Fashion-Elements




Available with sparkling Swarovski® crystals³

Design-Elements⁴



Fashion-Elements⁵



Fashion-Elements were awarded with the iF Design Award 2017 and 2019 as well as the Red Dot Award 2017!

¹ The choice of the optimum compression stocking depends on the indication and the individual needs of the patient.

² Please note that this recommendation does not replace the diagnosis or the advice from a medical professional.

³ Swarovski® is a registered trademark of Swarovski AG.

⁴ The Design-Elements can be freely combined with the standard and trend colours (no extra charge).

⁵ Please note: Fashion-Elements are at extra costs

Compression Class

CCL 1, 2, 3, 4

Product benefits



Clima Comfort



Clima Fresh



Perfect Fit



Variety



Anatomic Fit



Colours



Standard colours



Trend colours

Delivery period up to 10 working days

S = Standard

M = Made-to-measure

Decongestion Phase

Transition Phase

Maintenance Phase



Combination of below knee stocking (AD), capri panty (CG) and cycling shorts (ET)



Combination of below knee stocking (AD) and CT leg section



One-legged pantyhose (ATE)

mediven® 550 leg made-to-measure styles

Styles – made-to-measure	AD	AF	AG	AT / ATH / ATU
Styles – made-to-measure	ATE / ATEH	BT / BTH	B1T / B1TH CT / CTH	ET / ETH FT / FTH AB
Styles – made-to-measure	AB1	BD	BF	BG CF
Styles – made-to-measure	CG	DG		

Standard models

Border	Flat oblique with all stocking variants
Styles	Flat oblique at the thigh and perforated topband with all pantyhose variants
Gusset	Men's gusset: ATH, ATEH, FTH, ETH, CTH, BTH non-compressive front panty top: ATU, ATEU, FTU, ETU, CTU, BTU
Foot	Oblique, open foot



Material composition

	Elastane (EL)	Polyamide (PA)
CCL 1	23 %	77 %
CCL 2	25 %	75 %
CCL 3	28 %	72 %
CCL 4	32 %	68 %



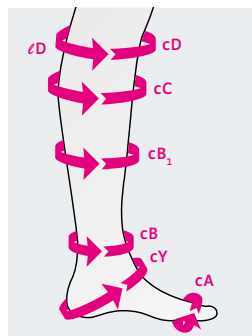
Below knee stocking (AD) with open toe

mediven® 550 leg standard styles (ready-to-wear)

Styles – standard	AD	AD pte.
		
	calf	calf petite
Article No.	B2407*	B2477*
	*add size number 01 – 14	

CCL	2
Length	2 lengths for AD / calf and AD / calf petite
Foot	Open toe straight ending
Topband	Silicone dot topband
Standard sizes	IV – XIV
Colour	Caramel

Size / Art. No.	IV	V	VI	VII	VIII	
AD, open toe	B240701	B240702	B240703	B240704	B240705	
AD, closed toe	B240711	B240712	B240713	B240714	B240715	
AD calf petite, open toe	B247701	B247702	B247703	B240704	B240705	
AD calf petite, closed toe	B247711	B247712	B247713	B247714	B247715	
	IX	X	XI	XII	XIII	XIV
AD, open toe	B240706	B240707	B240708	B240709	B240723	B240724
AD, closed toe	B240716	B240717	B240718	B240719		
AD calf petite, open toe	B247706	B247707	B247708	B247709	B247723	B247724
AD calf petite, closed toe	B247716	B247717				
Circumference in cm	IV	V	VI	VII	VIII	
cD	29 – 33	30 – 34	31 – 35	32 – 36	33 – 37	
cC	30 – 34	31 – 35	32 – 36	33 – 37	34 – 38	
cB ₁	24 – 26	25 – 27	26 – 28	27 – 29	28 – 30	
cB	19 – 20	20 – 21	21 – 22	22 – 23	23 – 24	
cY	27 – 29	28 – 30	29 – 32	29 – 33	30 – 34	
cA	18 – 20	19 – 21	20 – 22	21 – 23	22 – 24	
Circumference in cm	IX	X	XI	XII	XIII	XIV
cD	34 – 38	35 – 39	36 – 40	37 – 41	38 – 42	39 – 43
cC	35 – 39	36 – 40	37 – 41	38 – 42	39 – 43	40 – 44
cB ₁	29 – 32	29 – 33	30 – 34	31 – 35	32 – 36	33 – 37
cB	24 – 25	25 – 26	26 – 27	27 – 28	28 – 29	29 – 30
cY	31 – 35	32 – 36	33 – 37	34 – 38	35 – 39	36 – 40
cA	23 – 25	24 – 26	25 – 27	26 – 28	27 – 29	28 – 30
Length measurements in cm	ℓD normal 39 – 41		ℓD short 37 – 39			



ℓ = length measurements
c = circumferences