

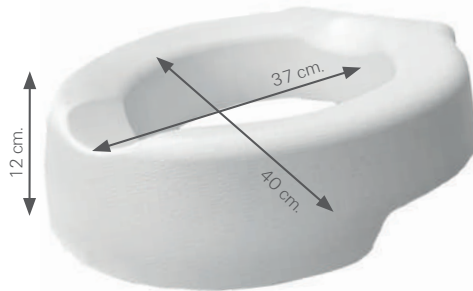

Raised toilet seats



Support products for the incorporation of people with disabilities or reduced mobility that facilitate evacuation functions. Its use is also recommended after hip surgery.


2172

Raised toilet, soft, made of PVC.
Inner dimension: 21x27 cm.



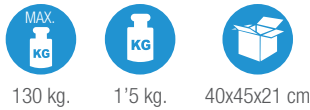
2173

with lid




2176

Raised toilet with support handles. Ergonomic design.



21721

Lock soft raised toilet seat.



2175

Raised toilet with arms and lock.



2275

Raised toilet with flip-up arms, adjustable in height up to a maximum of 15 cm.

